



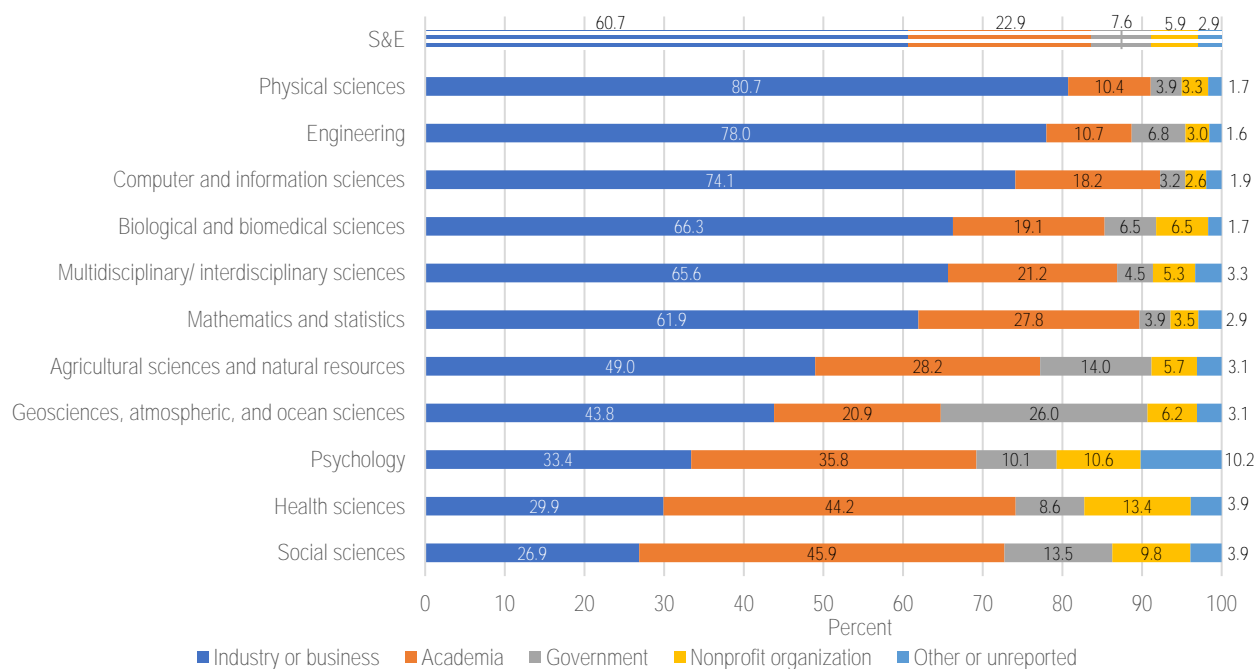
Postgraduation Commitments of S&E Doctorate Recipients: 2022

In 2022, there were 45,924 science and engineering (S&E) research doctorate recipients. Of these, 30,929 (67.3%) reported definite postgraduation commitments for postdoctoral training or employment at the time of survey completion and 14,995 (32.7%) did not. Over 90% of those with postgraduation commitments remained in the United States (28,266). Among S&E doctorate recipients with definite commitments in the United States, 12,328 (43.6%) had commitments for postdoctoral study (9,573 in academia; 1,143 in government; 823 in industry or business; 727 in nonprofits; and 62 in other sectors, such as K–12 schools, other, or unreported). A total of 15,938 (56.4% of doctorate recipients with definite postgraduation commitments in the United States) had non-postdoc employment commitments in the United States; these are the focus of this InfoBytes. This survey measures a point in time, and some of the approximate one-third of those who did not indicate a postgraduate commitment may have made a postgraduation commitment after responding to the survey. Therefore, aggregate distributions may be different if all postgraduate commitments had been made before responding.

S&E Doctorate Recipients with Definite Non-Postdoc Employment Commitments in the United States, by Sector and Field: 2022

The majority (61%) of S&E doctorate recipients with definite non-postdoc employment commitments had jobs lined up in industry or business, followed by academia (23%), government (8%), nonprofit organizations (6%), and other or nonreported (3%). The sector of definite employment commitments varied by field.

Figure 1



S&E = science and engineering.

Note(s): Percentages based on number of doctorate recipients reporting definite employment commitments in the United States. A definite postgraduation commitment for employment includes accepting new employment or returning to predoctoral employment that is not a postdoctoral (postdoc) study. Other is mainly composed of elementary and secondary schools.

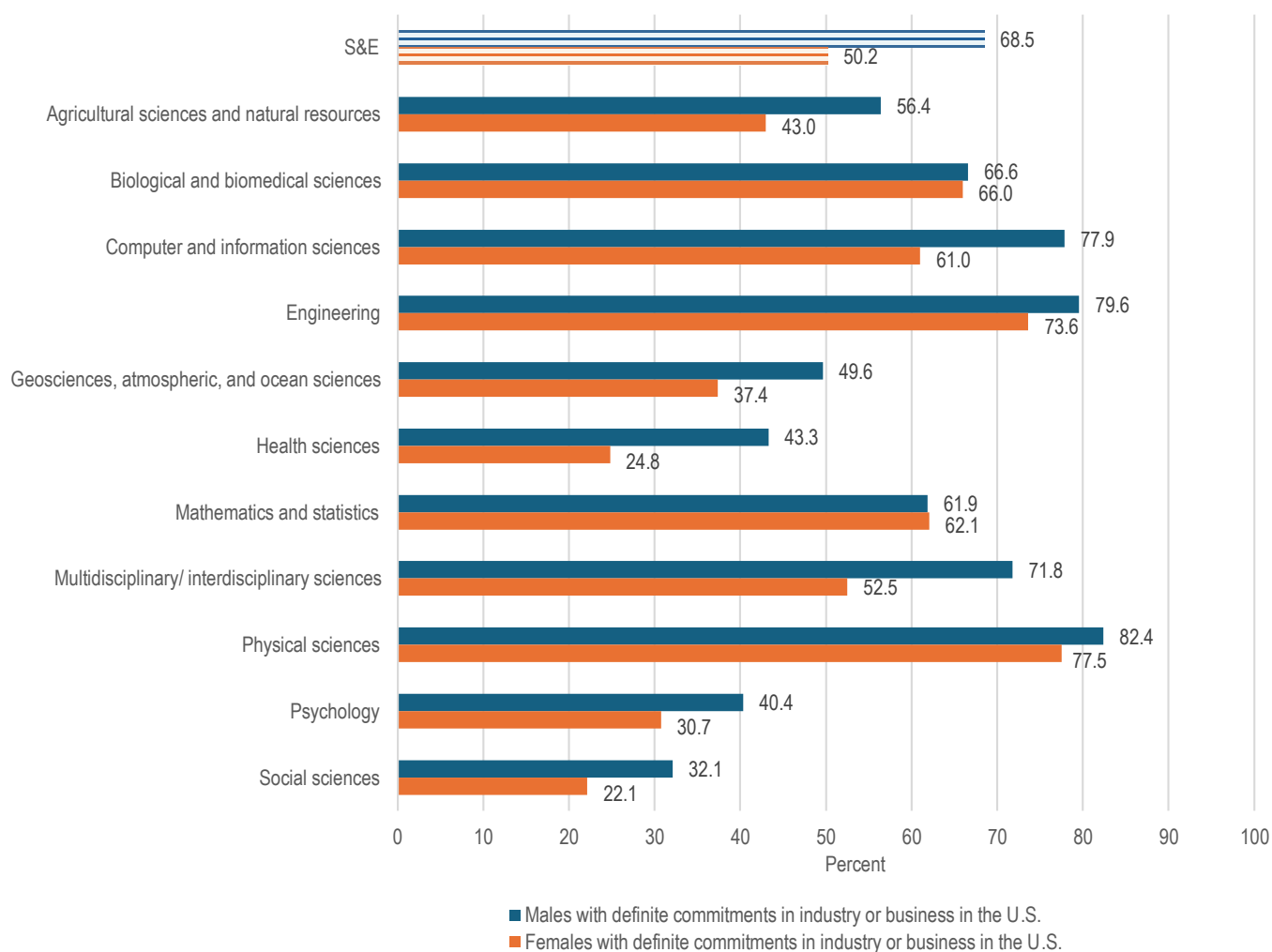
Source(s): National Center for Science and Engineering Statistics, Survey of Earned Doctorates, 2022.

Sector of Employment of S&E Doctorate Recipients with Definite U.S. Commitments

S&E Doctorate Recipients with Definite Non-Postdoc Employment Commitments in Industry or Business in the United States, by Sex: 2022

The proportion of men with definite non-postdoc employment in industry or business was higher than the proportion of women in all broad fields except for mathematics and statistics and biological and biomedical sciences where the proportions were nearly the same. The differences in the proportions of men and women with job commitments in industry or business at graduation were largest (17–19 percentage point difference) in multidisciplinary/interdisciplinary sciences, health sciences, and computer and information sciences.

Figure 2



S&E = science and engineering.

Note(s): Percentages based on number of doctorate recipients reporting definite employment commitments in the United States. A definite postgraduation commitment for employment includes accepting new employment or returning to predoctoral employment that is not a postdoctoral (postdoc) study.

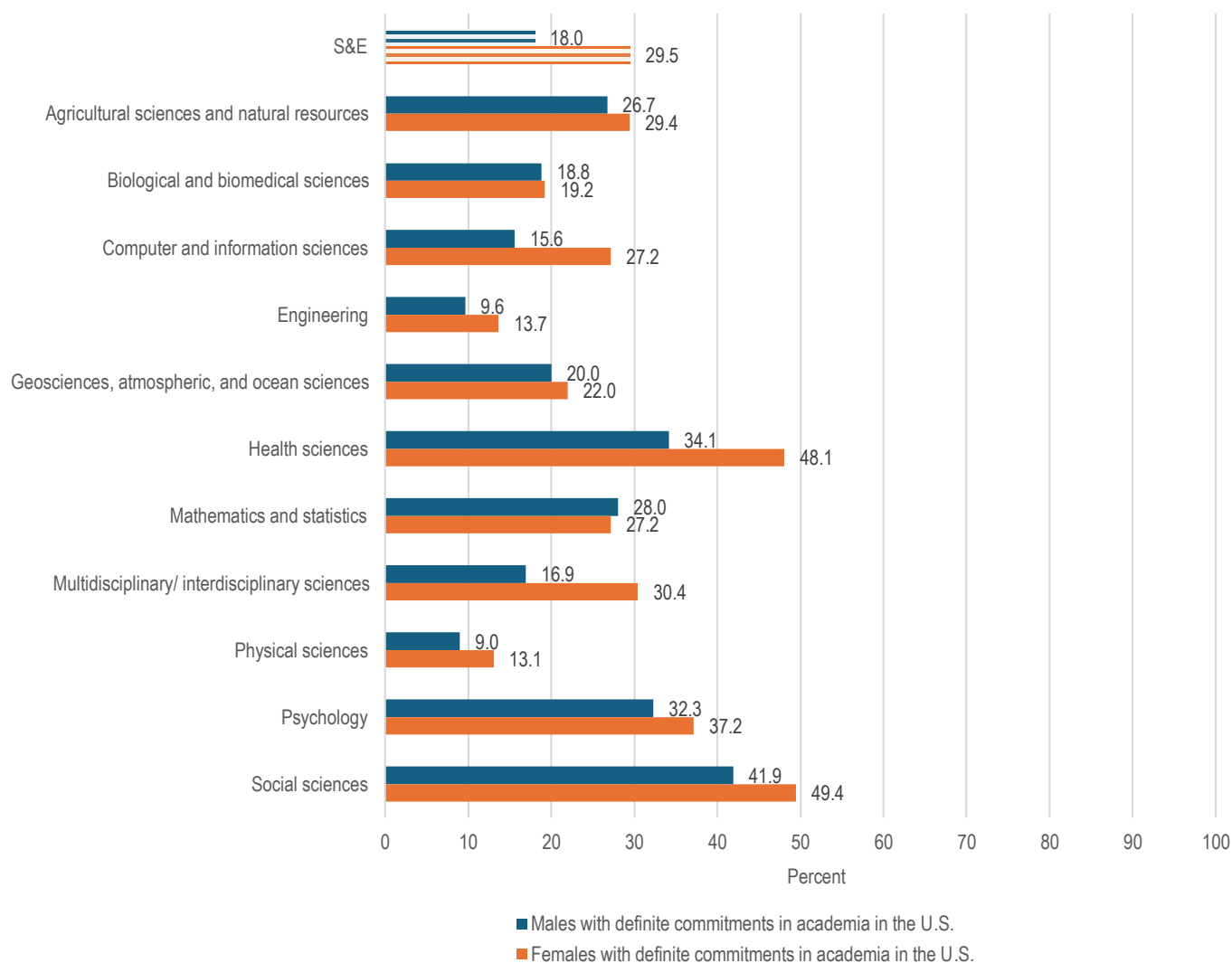
Source(s): National Center for Science and Engineering Statistics, Survey of Earned Doctorates, 2022.

Sector of Employment of S&E Doctorate Recipients with Definite U.S. Commitments

S&E Doctorate Recipients with Definite Non-Postdoc Employment Commitments in Academia in the United States, by Sex: 2022

The proportion of women with definite non-postdoc employment commitments in academia was higher than the proportion of men in all broad fields except for mathematics and statistics and biological and biomedical sciences, where the proportions were nearly the same for each group. The differences in the proportions of men and women with non-postdoc academic jobs at graduation were largest (12–14 percentage points difference) in computer and information sciences, multidisciplinary/interdisciplinary fields, and health sciences.

Figure 3



S&E = science and engineering.

Note(s): Percentages based on number of doctorate recipients reporting definite employment commitments in the United States. A definite postgraduation commitment for employment includes accepting new employment or returning to predoctoral employment that is not a postdoctoral (postdoc) study.

Source(s): National Center for Science and Engineering Statistics, Survey of Earned Doctorates, 2022.

This product has been reviewed for unauthorized disclosure of confidential information under NCSSES-DRN24-001.